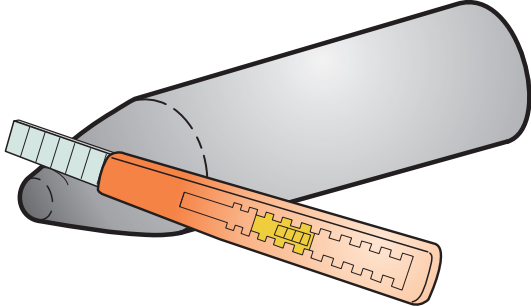
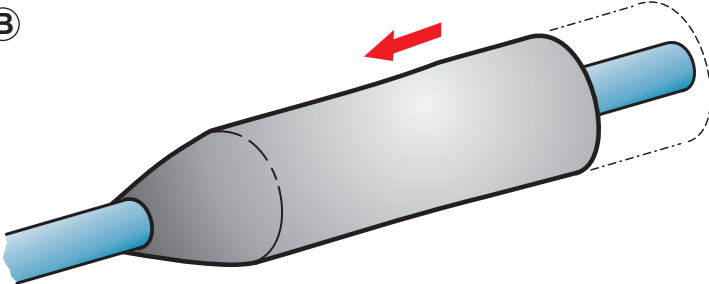
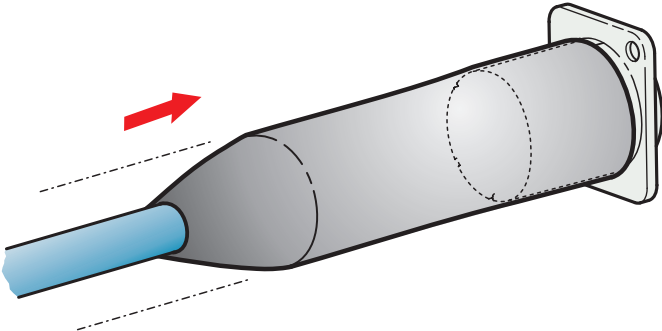




# ASSEMBLY INSTRUCTION

## SCDR | D-size Rear Protection Cover

- A**
- 
- A** Cut off the tip of the SCDR as needed according the cable O.D. of choice.
- B**
- 
- B** Slide the protection cover onto the cable.
- C**
- 
- C** Wire the connector and put the SCDR over the rear connector body.

NEUTRIK AG  
NEUTRIK Zürich AG  
NEUTRIK USA Inc.  
NEUTRIK (UK) Ltd.

LI T: +423 / 237 24 24 F: +423 / 232 53 93  
CH T: +41 44 / 736 5010 F: +41 44 / 736 5011  
USA T: +1 732 / 901 9488 F: +1 732 / 901 9608  
UK T: +44 1983 / 811 441 F: +44 1983 / 811 439

NEUTRIK Vertriebs GmbH DE/NL/AT T: +49 8131 / 280 890 F: +49 8131 / 280 830  
NEUTRIK France FR T: +33 1 / 4131 6750 F: +33 1 / 4131 0511  
NEUTRIK Tokyo Ltd. JP T: +81 3 / 3663 4733 F: +81 3 / 3663 4796  
NEUTRIK Hong Kong Ltd. HK T: +852 / 2687 6055 F: +852 / 2687 6052

Draft. Nr.: BDA 186 / 3102M1551 | Update: 28.09.2009 | Data subject to change without prior notice. ©2009 NEUTRIK®. ALL RIGHTS RESERVED.

[www.neutrik.com](http://www.neutrik.com)

**NEUTRIK**