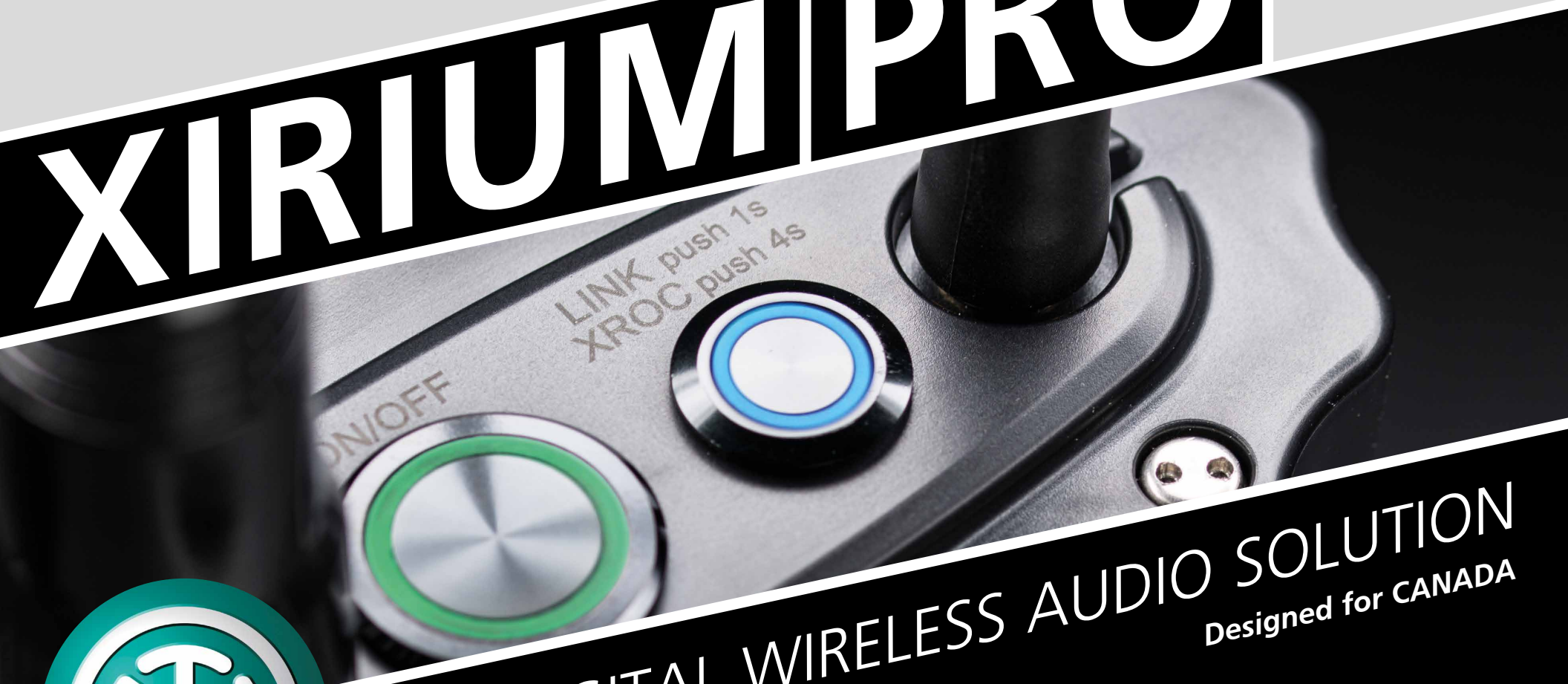


# XIRIUM PRO



DIGITAL WIRELESS AUDIO SOLUTION  
Designed for CANADA

**NEUTRIK**

**ELIMINATE CABLES**  
**KEEP PURE SOUND**

ON/OFF  
LINK push 1s  
XROC push 4s

**DWA**  
DIGITAL WIRELESS AUDIO



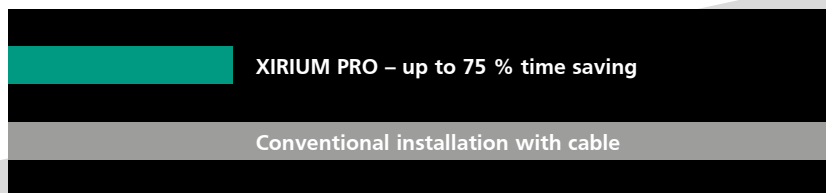
Regardless of the event, live sound, or house of worship: XIRIUM PRO provides the perfect audio solution. As a true replacement for cable bound systems it eliminates the often difficult and time consuming task of running cables.

#### NEUTRIK – the vision

The vision of a wireless transmission system between two connectors and to transmit audio signals in studio quality has led to the development of the innovative DiWA technology. DiWA (Digital Wireless Audio) provides license-free, compression-free, studio quality, full bandwidth audio with extremely low latency.

#### XIRIUM PRO – time and money saver

With XIRIUM PRO Neutrik introduces a new, innovative product, allowing for easy adoption of DiWA technology. With just two devices, namely the transmitter (TX) and the receiver (RX), audio transmission can be established quickly, and more cost effectively than using traditional audio cables or other wireless systems. Engineers, artists, and project designers can now think beyond the physical limitations of the traditional audio cable. Equipment such as loudspeakers, amplifiers, and mixing consoles can now be positioned for optimal audio performance and what makes the most acoustic sense allowing artistry and sonic performance to take priority over venue logistics.





# INNOVATIVE TECHNOLOGY STUDIO SOUND QUALITY



With XIRIUM PRO, a digital wireless audio system based on DiWA technology, Neutrik sets a new standard in professional wireless audio transmission.

#### XIRIUM PRO – the product

XIRIUM PRO combines digital transmission facilitating the highest possible sound quality, reliability, and outstanding performance in one unique solution. Neutrik, known as the global leader in manufacturing connector technology for the professional entertainment industry, completes the innovation circle in audio connectivity, by providing solutions with copper connectors, fiber optic systems and now wireless solutions.

**DiWA**  
DIGITAL WIRELESS AUDIO







#### **PURE SOUND**

- Superior audio quality
- 5 GHz band
- Digital Transmission



#### **ROBUST TRANSMISSION**

- Proprietary protocol
- Correction algorithm
- Repeater unit
- XROC
- Software App



#### **PLUG & PLAY**

- Easy setup
- Modular I/O concept
- Flexible power supply

# MODULAR SYSTEM




## ... with 2 base units, 7 modules and the XIRIUM PRO software app

A XIRIUM PRO device consists of a TX (transmitter) or RX (receiver) base unit and an input or output module. XIRIUM PRO offers the greatest flexibility available in a wireless audio system today. In order to make this flexibility possible, XIRIUM PRO offers a combination of 7 different input and output audio modules and 2 base units. There are modules, for analog (line-level), digital (AES/EBU), Dante® (AES67 compliant), as well as a repeater module (RX only). Devices can be operated either directly on mains power or modules that contain lithium-Ion batteries on battery. These modules can be mixed and matched within each base unit allowing for a signal conversion from one type of signal to another. No matter what the audio signal type, XIRIUM PRO can handle it.

| INPUT           | OUTPUT      |                 |        |
|-----------------|-------------|-----------------|--------|
|                 | ANALOG LINE | DIGITAL AES/EBU | DANTE® |
| ANALOG LINE     | ✓           | ✓               | ✓      |
| DIGITAL AES/EBU | ✓           | ✓               | ✓      |
| DANTE®          | ✓           | ✓               | ✓      |



Base unit



Module



# SYSTEM COMPONENTS



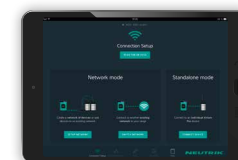
Analog Line



AES / EBU



Dante®



XIRIUM PRO app  
iOS and Android



XIRIUM PRO app  
iOS and Android

**SETTING  
STANDARDS**

# CRYSTAL CLEAR HIGHS AND FULL LOWS





The proprietary DiWA protocol provides 24 bit / 48 kHz sampling and enables the transmission of the entire audible frequency range from 20 Hz to 20 kHz.

### Impressive technical data

#### DiWA provides 24 bit / 48 kHz sampling

**Transmission:** Compression-free, no reduction of converted data

**THD:** < 0.01 % @ 1 kHz

**Dynamic range:** > 105 dB @ 1 kHz, A-weighted

**Crosstalk:** < -80 dB @ 20 kHz

**Number of audio channels @ 24mbps:** 2

**Number of audio channels @ 6mbps:** 1 (XROC mode)

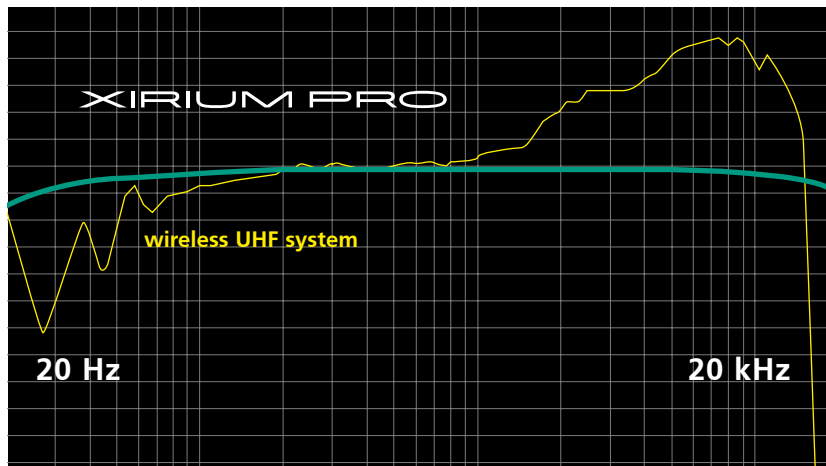
**Latency (Delay):** 3.6 msec

**Frequency response:** +0.5 dB / -1.5 dB @ 20 Hz – 20 kHz ref. 1 kHz

### Audio transmission with the quality of a recording studio – without compression

With DiWA (Digital Wireless Audio) Neutrik has developed a technology for digital data transmission achieving high fidelity without data compression. A digital, uncompressed audio stream of 24 bit/ 48 kHz requires a bandwidth of 1,15 MHz. Such bandwidth can not be transmitted in the UHF band without using a compander. By choosing the 5 GHz band XIRIUM PRO provides 20 MHz bandwidth. Despite employing wireless technology, audio signals are transmitted at the level of quality found in a recording studio.

### Frequency response



### Bandwidth



**DiWA**  
DIGITAL WIRELESS AUDIO

# INTERFERENCE FREE TRANSMISSION



Using the 5 GHz band for transmission, XIRIUM PRO offers an alternative to the reduced availability of VHF/UHF channels and congestion found in the 2.4 GHz band.

#### Exceeding boundaries

The repeater is the perfect extension of the system: When used, the system range can be doubled, and walls, corners, or other obstacles may be overcome.

#### Extended true diversity for even more reliable reception

Since the repeater duplicates and forwards the signals received from the transmitter it becomes a second, redundant audio source for every receiver. Each receiver automatically selects the best signal and switches between them without interruption.

#### Channel occupation

The constant DiWA data flow prevents interference from other devices occupying the 5 GHz frequency band.





### Reliable operation/Forward error correction

Specially developed and patented data protocols transmit redundant data packets assuring trouble-free transmission.

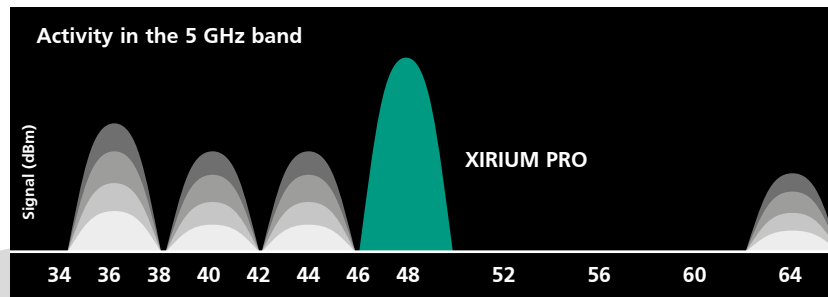
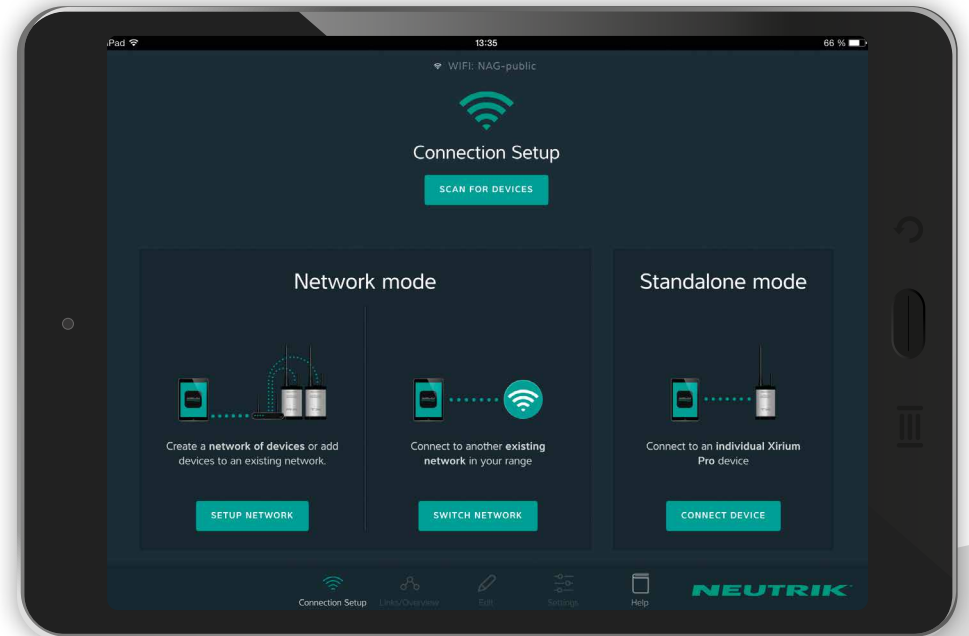
Using advanced error correction ensures uninterrupted signal reception, eliminating delays or loss of the audio transmission. In fact, as many as 17 data packets may be lost without harming the signal.

### XROC (Extreme Ruggedized One Channel)

When RF congestion at a venue or event is at its worst, activate the exclusive Xirium Pro XROC feature and eliminate any opportunity for offending RF traffic to affect your wireless audio signal.

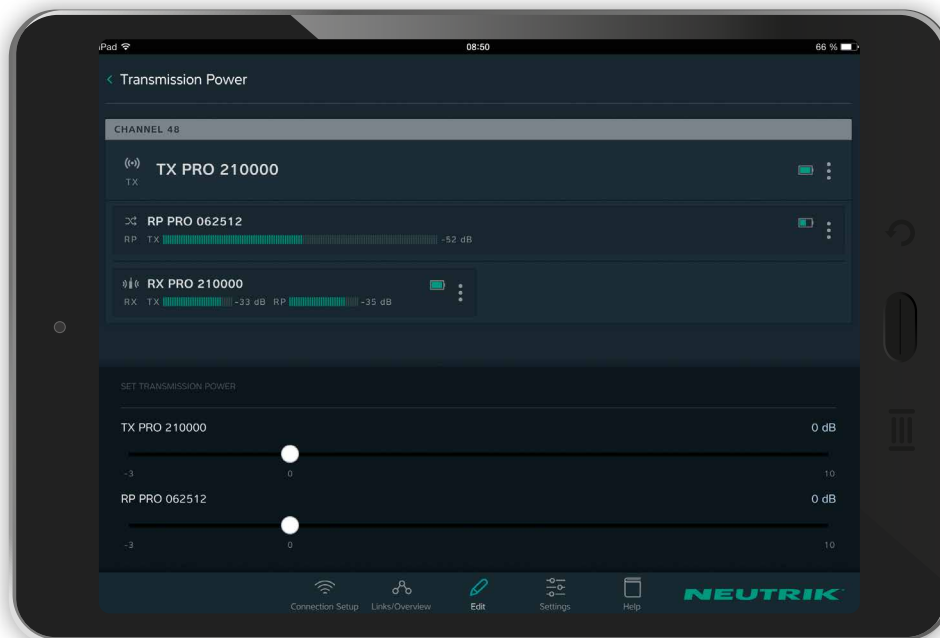
### XIRIUM PRO software app

Available for iPad and Android tablets, the user friendly XIRIUM PRO app provides enhanced setup functions and allows monitoring and control of XIRIUM PRO devices.





# XIRIUM PRO SOFTWARE



The XIRIUM PRO app facilitates the setting of all function parameters and the monitoring of the wireless devices with iOS or Android tablets.

The software makes optimising the aerial alignment respectively determining the location of the repeater a breeze and also serves as a useful tool during set up. The XIRIUM PRO app facilitates the setting of all function parameters (e.g. delay time, etc.) and the monitoring (e.g. signal strength, battery power, etc.). Future functional expansion or performance optimisation of the wireless devices can easily be accomplished via the firmware update function.



WIFI: DEMO

ZONE 2

All devices

Sort: Channel

Device Editing:

LOCK DEVICE EDITING

CHANNEL 149

TX PRO 774674

TX CH: 149

TX PRO 774674

RP PRO 659644

RP CH: 149 TX

RX PRO 659644

RX PRO 603478

RX CH: 149 TX RP

RX PRO 603478

CHANNEL 165

TX PRO 230258

TX CH: 165

TX PRO 230258

RP PRO 878603

RP CH: 165 TX

RX PRO 878603

RX PRO 479628

RX CH: 165 TX RP

RX PRO 479628

RX PRO 676830

RX CH: 165 TX RP

RX PRO 676830

### RX PRO 676830

RX

DEVICE TYPE

DANTE

INTERFACE

OK

DEVICE TEMPERATURE

165

CHANNEL

42 %

BATTERY

OFF

XROC



58 ms

DELAY

Name

RX PRO 676830

Audio Delay



Audio Delay Time

58 ms

Mute Audio



Info & Settings

Connection Setup

Links/Overview

Edit

Settings

Help

NEUTRIK

# PLUG AND PLAY



XIRIUM PRO is the ideal tool for establishing audio connections quickly and offers the ultimate in system design flexibility.

#### Instantly ready for service – just like with a cable

Simply push a button for connecting the devices with each other, which are instantly ready for operation. The memory function simplifies the set up for future projects.

#### Effortless installation

Thanks to the license-free, automatic frequency management, XIRIUM PRO channels do not require a license, as is the case with other wireless systems.

#### Set up optimising

The XIRIUM PRO app (for iOS and Android) enables you to setup, configure, and monitor all aspects of system functions.





The modular concept, flexible power supply and robust design opens up a wide field of applications.


#### Robust mechanical design

With its ruggedized outdoor rated housing (IP54), the system can be used indoors or outdoors and offers the ultimate flexibility.

#### Flexible power supply

XIRIUM PRO units can be operated either on 100-240 VAC 50/60 Hz mains power or on the internal Li-Ion Battery Pack\* (typical battery runtime 10 hours, depending on type of module, transmission power settings, XROC mode, number of charging cycles and temperature).

\* Modules with built-in battery pack



outdoor



IP54



internal battery



100-240 VAC  
50/60 Hz



# PLUG AND PLAY



XIRIUM PRO is the ideal tool for establishing audio connections quickly and offers the ultimate in system design flexibility.

### Input and output module options handle common signal type

Whether the signal type is analog, digital (AES/EBU) or Dante® (AES67 compliant), XIRIUM PRO offers modules to accept any of them. Signal types may also be converted from one type to another, simply by selecting the appropriate module. Need to transmit an analog signal and plug into a digital input? No problem. Select an analog input module for the transmitter, and the AES digital output module for the receiver. In fact, every receiver in a system can use a different output module, allowing for signal conversion to the type used by your device.

| INPUT           | OUTPUT      |                 |        |
|-----------------|-------------|-----------------|--------|
|                 | ANALOG LINE | DIGITAL AES/EBU | DANTE® |
| ANALOG LINE     | ✓           | ✓               | ✓      |
| DIGITAL AES/EBU | ✓           | ✓               | ✓      |
| DANTE®          | ✓           | ✓               | ✓      |



Input and output module options handle common signal type.



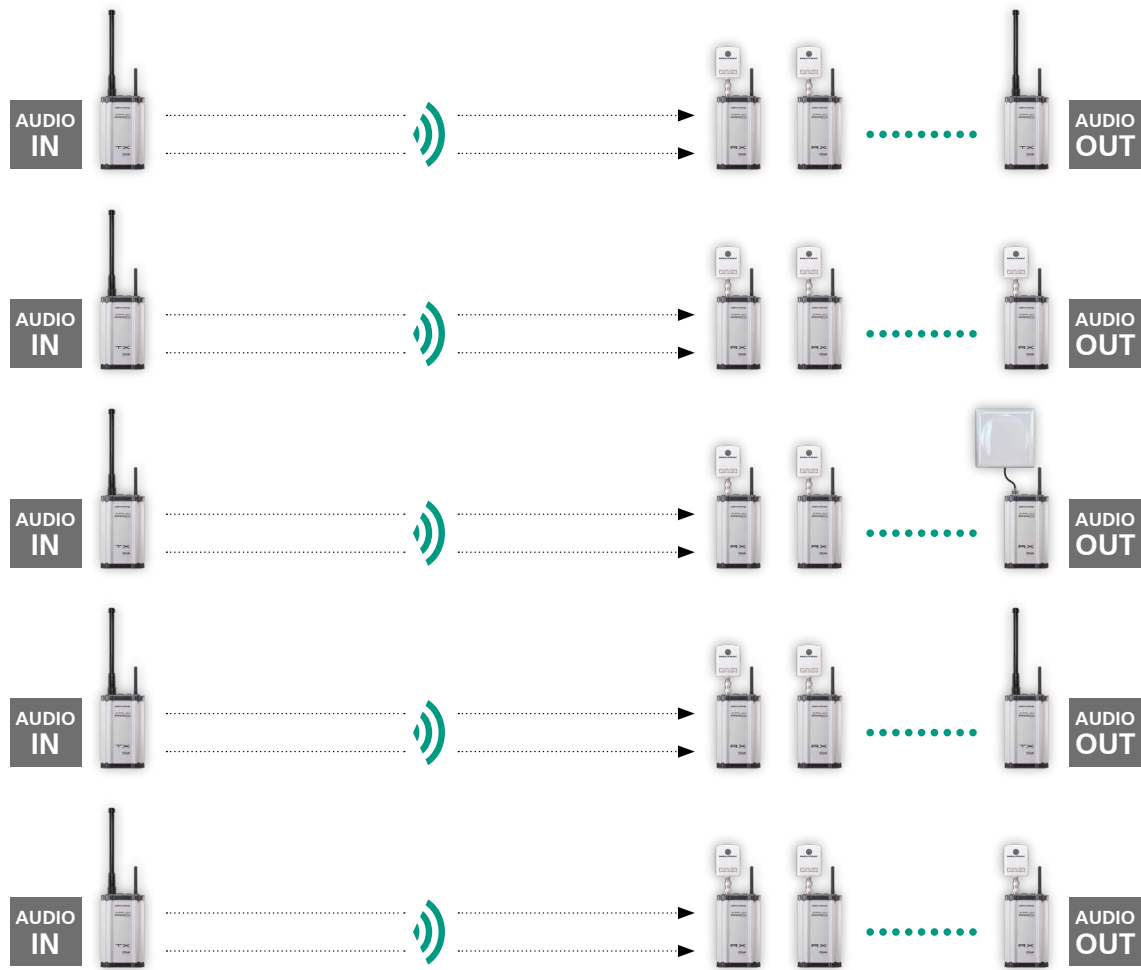
# SIMPLE IMPLEMENTATION

... into the world of professional digital wireless audio transmission.

Transmitter TX and receiver RX are connected to each other within seconds – facilitating quick adoption into the world of DiWA technology and providing the ease of wireless audio transmission with high-level sound quality. The audio signal transmitted by the TX can be received by an unlimited number of RX receivers. Thus XIRIUM PRO becomes the preferred solution with simple implementation in numerous applications.







... of the system to a digital wireless audio solution with up to 10 audio channels.

The system may be expanded to ten sound channels for the transmission of several, discrete audio signals. For this purpose five TX transmitters may be operated in parallel. This set up allows the use of an unlimited number of RX receivers.

XIRIUM PRO app  
iOS and Android



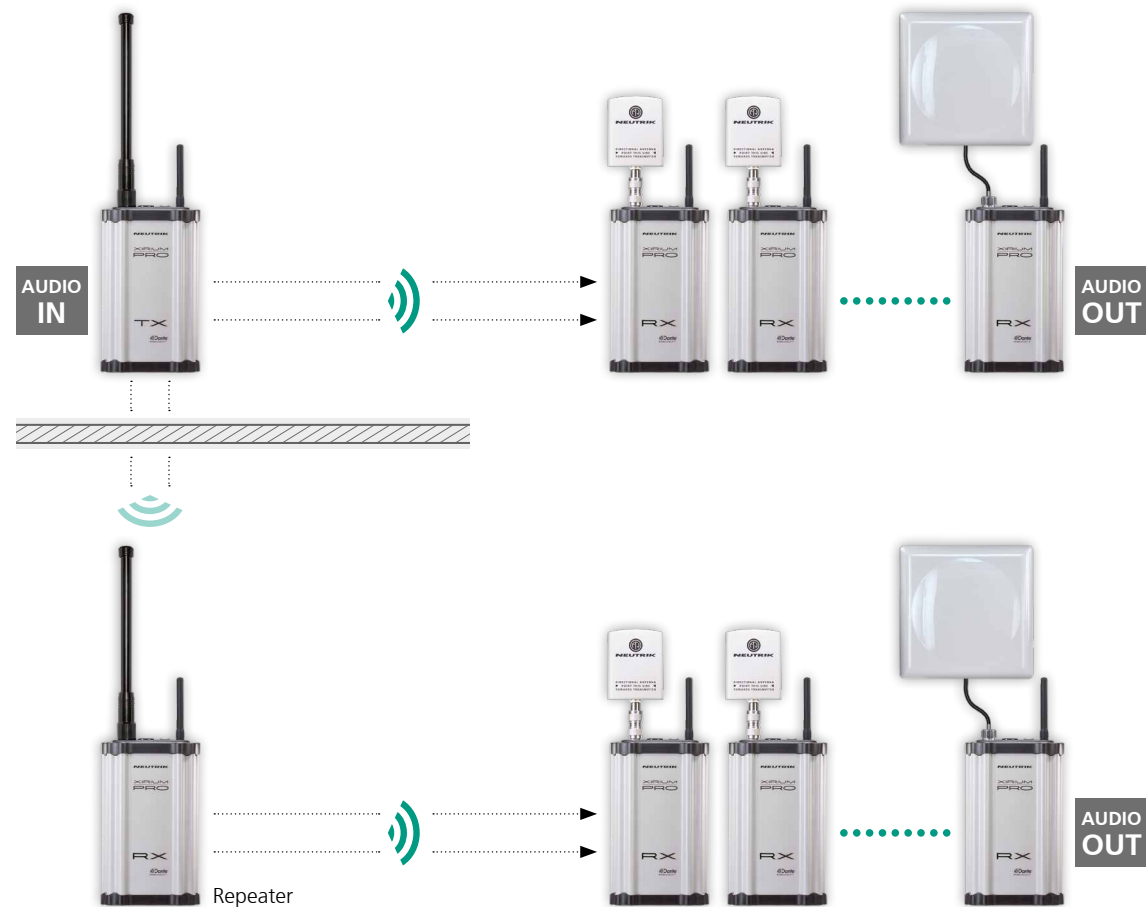
# THE EXPANSION

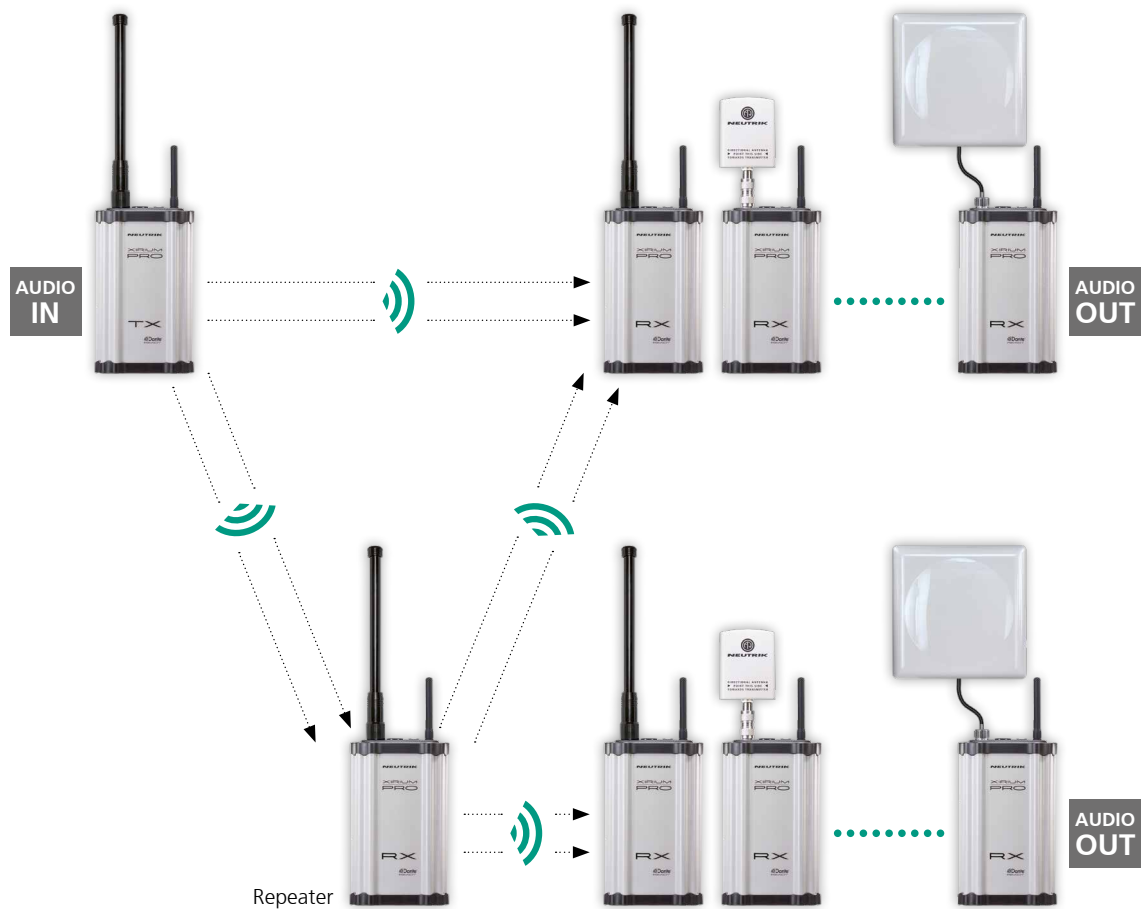
# BREAKING WIRELESS BARRIERS

... extending the range with a repeater.

The RX can either be used as a receiver or, by changing the output module to a repeater module, as a repeater. In repeater mode the RX forwards the audio signal received from the TX without any changes, which in turn can now be received by an unlimited number of RX receivers set to reception mode. The repeater represents the perfect addition to the system: it doubles the range of the system and helps to overcome walls, corners or other obstacles.

XIRIUM PRO app  
iOS and Android





... using the repeater as a redundant audio source (extended true diversity).

Beside enhancing the range or overcoming obstacles, the RX-repeater offers another feature: since the repeater duplicates and transmits the signals received from the TX, it becomes a second redundant audio source for every other RX. In other words, an RX located within the reception area of an TX and a repeater, can now choose one of two identical signals and automatically selects the one with the better signal quality.

XIRIUM PRO app  
iOS and Android



# GREATER RELIABILITY

# QUICK SETUP AND RELIABLE OPERATION

From zero to live in no time at all.

Highest reliability coupled with quick setup and tear-down – this is the fundamental concept of XIRIUM PRO. Conventional signal sources as well as active loudspeakers can be integrated in the system without complex wiring.






## Mount it – power it – use it.

Whether it is a sporting event, election event, or a presentation, the XIRIUM PRO solution allows the successful operation of many applications without time-consuming technical planning and setup work. The flexibility of the system is unique and enables swift and efficient implementation without complex wiring.

**EASY TO USE AND FLEXIBLE  
IN ANY APPLICATION**



# WHEN RUNNING A CABLE JUST WON'T DO




Let the venue stand out, not the cable running through it.

In churches or historical buildings wiring of an audio system is often not possible without considerable time-consuming technical efforts. In these situations XIRIUM PRO excels not only with its concept, but in its ability to allow wireless integration of an entire worship service. Thus, making it easy to handle and efficient.








# APPLICATIONS



# REFERENCES





»Using Xirium was a great experience. The system worked flawlessly and provided exactly what we needed for a high profile environment, with a low impact installation in one of the most densely populated RF environments to contend with. The capabilities of Xirium allowed us to reduce our required installation time plus meet the request from our clients to not pollute their brand new facility with lots of temporary wiring routed throughout. We were able to keep a great visual appearance, with minimal impact on the venue all while maintaining perfect audio distribution to our speakers.«

Mark Boettcher / Senior Audio Engineer / PRG









# REFERENCES







To keep on top of state-of-the-art technology, satis&fy – the international event specialist – and the freelance sound engineer Arnd Wagner tested the new wireless solution XIRIUM PRO from Neutrik. Sound engineer Arnd Wagner summed up his test of Neutrik's XIRIUM PRO after two concerts in Hannover/Germany:

»The transmission with XIRIUM PRO worked perfectly – two shows without any failure! And the sound was really comparable to cable transmission. The app made a very good impression. I think it's indispensable to be able to see, in the app, if the receivers simply receive a signal or if they are all truly in the green (good) area.«

Arnd Wagner / Sound engineer

# SYSTEM COMPONENTS



NXP-TM-ANA



NXP-TM-AES



NXP-TM-DANTE®



NXP2TX-C



NXPA-2-360

NXPA-6-360-25  
NXPA-9-360-12.5

## XIRIUM PRO SYSTEM COMPONENTS

| TYPE NO.                 | DESCRIPTION   |
|--------------------------|---|
| <b>NXP2TX-E</b>          | TX Base unit / including NXPA-6-360-25, NXPA-WIFI, NKXPRO-DATA, NXUC-M-15     |
| <b>NXP-TM-ANA-E</b>      | TX Analog line input module / without Power Cable NKXPF                       |
| <b>NXP-TM-AES-E</b>      | TX Digital AES/EBU input module / without Power Cable NKXPF                   |
| <b>NXP-TM-DANTE-E</b>    | TX Digital DANTE® input module / without Power Cable NKXPF                    |
| <b>NXP-TM-ANA-E-PI</b>   | TX Analog line input module / without Power Cable NKXPF / without battery     |
| <b>NXP-TM-AES-E-PI</b>   | TX Digital AES/EBU input module / without Power Cable NKXPF / without battery |
| <b>NXP-TM-DANTE-E-PI</b> | TX Digital DANTE® input module / without Power Cable NKXPF / without battery  |

### ACCESSORIES

|                   |                                |
|-------------------|--------------------------------|
| <b>NXPA-2-360</b> | 5 GHz antenna 2dBi 360°H 360°V |
|-------------------|--------------------------------|



## XIRIUM PRO SYSTEM COMPONENTS

| TYPE NO.                 | DESCRIPTION   |
|--------------------------|---|
| <b>NXP2RX-E</b>          | RX Base unit / including NXPA-WIFI, NKXPRO-DATA, NXUC-M-15 / without 5 GHz antenna! |
| <b>NXP-RM-ANA-E</b>      | RX Analog line output module / without Power Cable NKXPF                            |
| <b>NXP-RM-AES-E</b>      | RX Digital AES/EBU output module / without Power Cable NKXPF                        |
| <b>NXP-RM-DANTE-E</b>    | RX Digital DANTE® output module / without Power Cable NKXPF                         |
| <b>NXP-RM-RP-E</b>       | RX Repeater module / without Power Cable NKXPF                                      |
| <b>NXP-RM-ANA-E-PI</b>   | RX Analog line output module / without Power Cable NKXPF / without battery          |
| <b>NXP-RM-AES-E-PI</b>   | RX Digital AES/EBU output module / without Power Cable NKXPF / without battery      |
| <b>NXP-RM-DANTE-E-PI</b> | RX Digital DANTE® output module / without Power Cable NKXPF / without battery       |
| <b>NXP-RM-RP-E-PI</b>    | RX Repeater module / without Power Cable NKXPF / without battery                    |

### ACCESSORIES

|                      |                                |
|----------------------|--------------------------------|
| <b>NXPA-2-360</b>    | 5 GHz antenna 2dBi 360°H 360°V |
| <b>NXPA-6-360-25</b> | 5 GHz antenna 6dBi 360°H 25°V  |
| <b>NXPA-14-40-35</b> | 5 GHz antenna 14dBi 40°H 35°V  |
| <b>NXPA-18-18-18</b> | 5 GHz antenna 18dBi 18°H 18°V  |

# SYSTEM COMPONENTS

NKXPRO-DATA



NKXPA-5



NKXPF-5-15-3



NXUC-M-15



NXPMA



NXPA-WIFI



NXPA-6-360-25



NXPA-18-18-18



NXPA-9-360-12.5



NXPA-N-FF



NXPA-2-360



NXPA-14-40-35





CAS-NXP



CAS-NXP-T



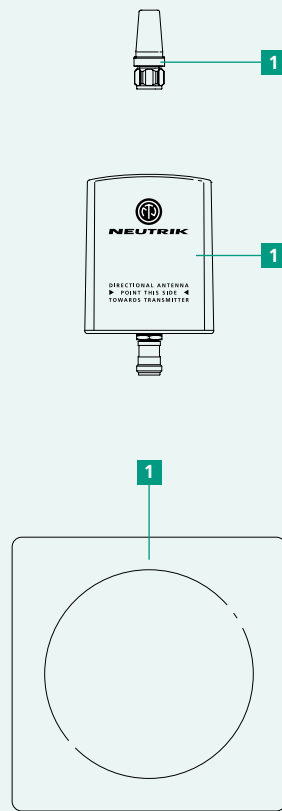
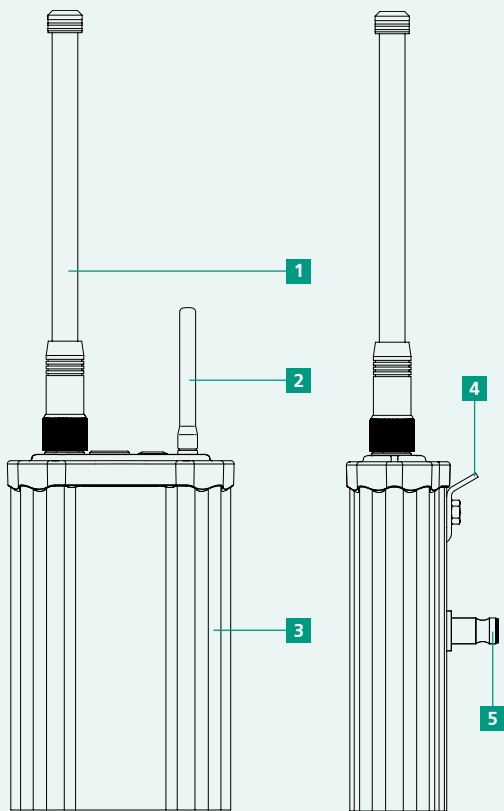
## XIRIUM PRO SYSTEM COMPONENTS

### ACCESSORIES

|                        |  |
|------------------------|--|
| <b>NXPA-2-360</b>      | 5 GHz antenna 2dBi 360°H 360°V   |
| <b>NXPA-6-360-25</b>   | 5 GHz antenna 6dBi 360°H 25°V  |
| <b>NXPA-9-360-12.5</b> | 5 GHz antenna 9dBi 360°H 12.5°V  |
| <b>NXPA-14-40-35</b>   | 5 GHz antenna 14dBi 40°H 35°V  |
| <b>NXPA-18-18-18</b>   | 5 GHz antenna 18dBi 18°H 18°V  |
| <b>NXPA-WIFI</b>       | 2,4 GHz omni-directional antenna for app connection  |
| <b>NKXPRO-DATA</b>     | Data cable XIRIUM PRO  |
| <b>NKXPA-5</b>         | Antenna cable XIRIUM PRO   |
| <b>NKXPF-5-15-3</b>    | Power cable XIRIUM PRO   |
| <b>NXUC-M-15</b>       | Manfrotto™ universal mounting clamp  |
| <b>NXPMA</b>           | Mounting arm for antennas (NXPA-14-14-35, NXPA-18-18-18, NXPA-6-360-25, NXPA-9-360-12.5), compatible with Manfrotto™ clamp |
| <b>NXPA-N-FF</b>       | N Adapter female for remote TX antenna (cable not included)  |
| <b>CAS-NXP</b>         | Flightcase with foam cut-outs (not equipped)   |
| <b>CAS-NXP-T</b>       | Hard case (trolley) with foam cut-outs to hold 3 devices (not included)  |

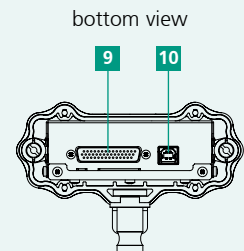
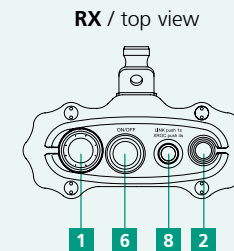
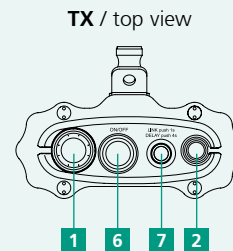


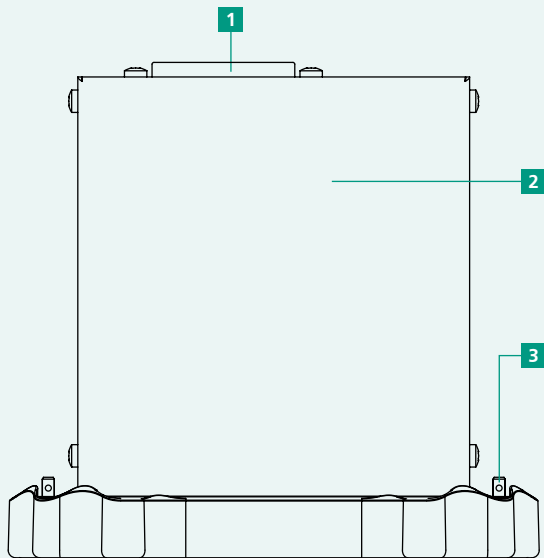
# TECHNICAL INFORMATION



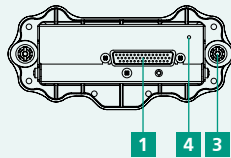
## XIRIUM PRO BASE UNIT WITHOUT MODULE

| OPERATING ELEMENT           | FUNCTION  |
|-----------------------------|---|
| 1 5 GHz antenna connector   | Antenna / N-type connector for 5 GHz antenna                    |
| 2 2,4 GHz antenna connector | Antenna / Reverse SMA connector for 2.4 GHz antenna             |
| 3 Housing                   | Extruded aluminium sheath housing                               |
| 4 Lug                       | Safety-lug for rigging hardware                                 |
| 5 Mounting Stud             | Adapter for use with a Manfrotto™ clamp                         |
| 6 On/Off switch             | Powering On/Off the device; LED indication                      |
| 7 Link button               | Link devices; switch XROC On/Off mode; reset transmission power |
| 8 Link button               | Link devices; switch Delay On/Off                               |
| 9 D Sub connector           | Interface between base station and module                       |
| 10 USB port                 | USB connection for firmware updates                             |

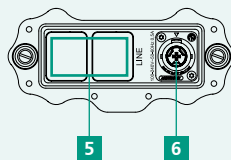




MODULE / top view



MODULE / bottom view



## XIRIUM PRO MODULES

| OPERATING ELEMENT | FUNCTION   |
|-------------------|--|
| 1 D-SUB connector | Interface between base station and module              |
| 2 I/O Module      | Module with integrated battery / without battery (-PI) |
| 3 Locking bolt    | Locking module to base station                         |
| 4 Status LED      | LED charging indicator                                 |
| 5 Input/Output    | Audio IN (TX), Audio OUT (RX)                          |
| 6 Power connector | powerCON TRUE1 chassis                                 |

## XIRIUM PRO – SPECIFICATIONS

### GENERAL SPECIFICATIONS

|                                 |   |
|---------------------------------|---|
| Radio frequency carrier range   | IEEE 802.11a, UNII-1 band from 5200 MHz to 5250 MHz (channels 40-48) and UNII-3 band from 5725 MHz to 5825 MHz (channels 149-165), license-free |
| Data protocol                   | Proprietary (DiWA technology)   |
| Transmit power                  | UNI-1 band conducted 13 dBm / 19 dBm (with 6 dBi antenna) / 22 dBm (with 9 dBi antenna), FCC compliant, for indoor applications only!           |
|                                 | UNI-3 band conducted 26 dBm / 32 dBm (with 6 dBi antenna) / 35 dBm (with 9 dBi antenna), FCC compliant  |
| Range                           | Up to 1000 m point to point (LOS), longer range depending on obstacles, reflexions, interferences, XROC mode                                    |
| Monitor & Control               | 2.4 GHz band, app available for iOS and Android tablets   |
| Requirement for Android tablets | > 7 inch + min. 525 dp (device independent pixels)  |

### AUDIO PERFORMANCE (ANALOG TO ANALOG PER WIRELESS LINK)

|                                    |  |
|------------------------------------|--|
| THD + Noise (TX Gain = min.)       | < 0.01 % @ 1 kHz, 4 dBu / < 0.05 % @ 20 Hz – 10 kHz, 4 dBu |
| Frequency response                 | +0.5 dB / -1.5 dB @ 20 Hz – 20 kHz ref. 1 kHz              |
| Dynamic range                      | > 105 dB @ 1 kHz, A-weighted                               |
| Crosstalk                          | < -80 dB @ 20 kHz  |
| Number of audio channels @ 24 mbps | 2  |
| Number of audio channels @ 6 mbps  | 1 (XROC mode)  |
| Number of receivers (RX only)      | Unlimited number of RX clients                             |
| Converter resolution (ADC & DAC)   | 24 bit   |
| Sampling rate                      | 48 kHz   |
| Latency (Delay)                    | 3.6 msec (analog to analog)                                |
| Transmission method                | Compression-free, no reduction of converted data           |
| Operating temperature              | 32° F to +122° F / 0 °C to +50 °C                          |
| Storage temperature                | -4° F to +176° F / -20 °C to +80 °C                        |

### ADDITIONAL DIGITAL AUDIO INTERFACES

|                                  |  |
|----------------------------------|--|
| AES/EBU                          | 24 bit / 48 kHz according to AES3-2003 |
| Dante® AoE (Audio over Ethernet) | proprietary protocol by Audinate®      |

## XIRIUM PRO – SPECIFICATIONS

### TX SPECIFIC CHARACTERISTICS

|                                      |  |
|--------------------------------------|--|
| Antenna 5-6 GHz – Audio Transmission | Omni-directional, N-connector male         |
| Antenna 2.4 GHz – Monitor & Control  | 1/2 wave dipole with SMA female connectors |
| Number of audio channels @ 24Mbps    | 2  |
| Number of audio channels @ 6Mbps     | 1 (XROC mode)                              |

### ANALOG INPUT SPECS:

| Input Mode             | Input Level  |                       |            |                |
|------------------------|--|-----------------------|------------|----------------|
|                        | Input Imp. kOhm  | Rated Source Imp. Ohm | Max. * dBu | Connector type |
| Line (balanced)        | 10   | 1000                  | 22         | XLR            |
| Indicators             | LEDs: Power ON / Start Up / Low Battery Status*** / XROC mode / Linking Process / Audio transmission |                       |            |                |
| Controls               | Power ON / Linking Process / XROC mode   |                       |            |                |
| Power Supply           | Mains input over powerCON TRUE1 (100-240 VAC 50/60 Hz) or internal battery **                        |                       |            |                |
| Dimensions (w x h x d) | 5.6 x 2.5 x 9.7 in / 142 x 64 x 247 mm (without antennas)  |                       |            |                |
| Weight                 | 1.59 lbs / 0.72 kg   |                       |            |                |
| Optional Accessories   | Module Interfaces (Analog, Digital™, Dante® (AES67 compliant)), mounting clamp                       |                       |            |                |

\* maximum input level before signal overflow, 0 dBu = 0.775 V rms

\*\* typical battery runtime 10 hours, depending on type of module, XROC mode, number of charging cycles and operating temperature

\*\*\* for module with battery

## XIRIUM PRO – SPECIFICATIONS

### RX SPECIFIC CHARACTERISTICS

|                                       |  |
|---------------------------------------|--|
| Antenna 5-6GHz - Audio Transmission   | Omni-directional / directional, N-connector male |
| Antenna 2.4GHz - Control Data Transm. | 1/2 wave dipole with SMA female connectors       |
| Number of audio channels              | 2  |

### ANALOG OUTPUT SPECS:

| Output Type            | Output Level  |                      |               |                |                |
|------------------------|---|----------------------|---------------|----------------|----------------|
|                        | Output Imp. Ohm   | Rated Load Imp. kOhm | Nominal * dBu | Max. Level dBu | Connector type |
| Line Output (balanced) | < 800   | 10                   | 0             | 22             | XLR            |
| Indicators             | LEDs: Power ON / Start Up / Low Battery Status*** / Audio Delay / Linking Process / Audio Reception |                      |               |                |                |
| Controls               | Power ON / Linking Process / Audio Delay  |                      |               |                |                |
| Power Supply           | Mains input over powerCON TRUE1 (100-240 VAC 50/60 Hz) or internal battery **                       |                      |               |                |                |
| Dimensions (w x h x d) | 5.6 x 2.5 x 9.7 in / 142 x 64 x 247 mm (without antennas)   |                      |               |                |                |
| Weight                 | 1.59 lbs / 0.72 kg  |                      |               |                |                |
| Optional Accessories   | Module Interfaces (Analog, Digital, Dante® (AES67 compliant)), mounting clamp                       |                      |               |                |                |

\* if TX source = 0dBu

\*\* typical battery runtime 10 hours, depending on type of module, XROC mode, number of charging cycles and operating temperature

\*\*\* for module with battery



## XIRIUM PRO – SPECIFICATIONS

### ANTENNAS – Frequency band: 5.150 GHz - 5.875 GHz

| Type                  | NXPA-2-360                         | NXPA-6-360-25                     | NXPA-9-360-12.5                   | NXPA-14-40-35  | NXPA-18-18-18   |
|-----------------------|------------------------------------|-----------------------------------|-----------------------------------|--|---|
| Gain                  | 2 dBi                              | 6 dBi                             | 9 dBi                             | 14 dBi   | 18 dBi  |
| Beam width horizontal | 360°                               | 360°                              | 360°                              | 40°  | 18°   |
| Beam width vertical   | 360°                               | 25°                               | 12.5°                             | 35°  | 18°   |
| Connector             | N-connector male                   | N-connector male                  | N-connector male                  | N-jack female  | N-jack female   |
| Dimensions            | 2.17 in x 0.87 in<br>55 mm x 22 mm | 10.63 in<br>270 mm                | 14.57 in<br>370 mm                | 7.48 in x 7.48 in x 1.18 in<br>190 mm x 190 mm x 30 mm | 4.02 in x 3.19 in x 1.42 in<br>102 mm x 81 mm x 36 mm |
| Weight                | 0.11 lbs / 0.05 kg                 | 0.75 lbs / 0.34 kg                | 0.75 lbs / 0.34 kg                | 0.24 lbs / 0.11 kg                                     | 1.5 lbs / 0.7 kg                                      |
| Operating temperature | -40°F to +185°F<br>-40°C to +85°C  | -40°F to +185°F<br>-40°C to +85°C | -40°F to +185°F<br>-40°C to +85°C | -40°F to +185°F<br>-40°C to +85°C                      | -40°F to +158°F<br>-40°C to +70°C                     |
| IP rating             | IP69K                              | IPx5                              | IPx5                              | IP66 / IP67 (IEC 60529)                                | IP67  |





**LIECHTENSTEIN (HEADQUARTERS)**

Neutrik AG, Im alten Riet 143,  
9494 Schaan, Liechtenstein  
T +423 237 24 24, F +423 232 53 93, neutrik@neutrik.com

**USA**

Neutrik USA Inc., 4115 Taggart Creek Road,  
Charlotte, North Carolina, 28208  
T +1 704 972 3050, info@neutrikusa.com

**GERMANY / NETHERLANDS / DENMARK / AUSTRIA**

Neutrik Vertriebs GmbH, Felix-Wankel-Straße 1,  
85221 Dachau, Germany  
T +49 8131 28 08 90, neutrik@neutrik.de

**FRANCE**

Neutrik France SARL, 52 Rue d'aguesseau  
92100 Boulogne  
T +33 1 41 31 67 50, info@neutrik.fr

**GREAT BRITAIN**

Neutrik (UK) Ltd., Westridge Business Park, Cothey Way  
Ryde, Isle of Wight PO33 1 QT  
T +44 1983 811 441, sales@neutrik.co.uk

**CHINA**

Ningbo Neutrik Trading Co., Ltd., Shiqi Street, Yinxian Road West  
Fengjia Villiage, Haishu District, Ningbo, Zhejiang; 315153  
T +86 574 88250488 800, neutrik@neutrik.com.cn

**HONG KONG**

Neutrik Hong Kong LTD., Suite 18, 7th Floor Shatin Galleria  
Fotan, Shatin  
T +852 2687 6055, neutrik@neutrik.com.hk

**JAPAN**

Neutrik Limited, Yusen-Higashinohonbashi-Ekimaie Bldg., 3-7-19  
Higashinohonbashi, Chuo-ku, Tokyo 103  
T +81 3 3663 47 33, mail@neutrik.co.jp

**INDIA**

Neutrik India Pvt. Ltd., Level 3, Neo Vikram, New Link Road,  
Above Audi Show Room, Andheri West, Mumbai, 400053  
T +91 982 05 43 424, anklesaria@neutrik.com

**ASSOCIATED COMPANIES**

Contrik AG, Steinackerstrasse 35, 8902 Urdorf, Switzerland  
T +41 44 736 50 10, contrik@contrik.ch  
H. Adam GmbH, Felix-Wankel-Straße 1, 85221 Dachau, Germany  
T +49 08131 28 08-0, anfrage@adam-gmbh.de



[www.neutrik.com](http://www.neutrik.com) / [www.xirium.net](http://www.xirium.net)

XIRIUM PRO Product Guide 2020/04 – NF16-CANANA-E-V5 – Data subject to change without prior notice. © 2020 NEUTRIK®.  
NEUTRIK®, XIRIUM®, DIWA® are registered trademarks of NEUTRIK AG. Dante® is a registered trademark of Audinate. ALL RIGHTS RESERVED.